

### If I were an Apple

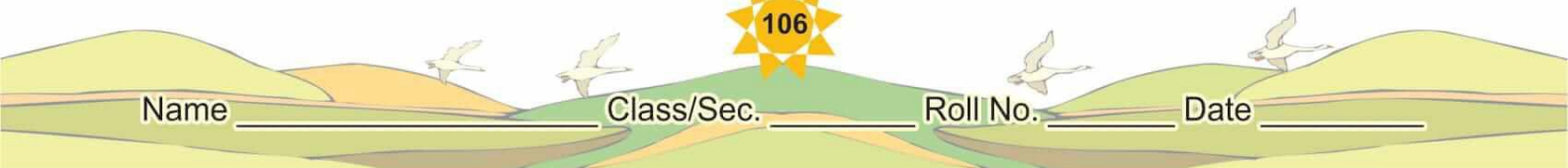
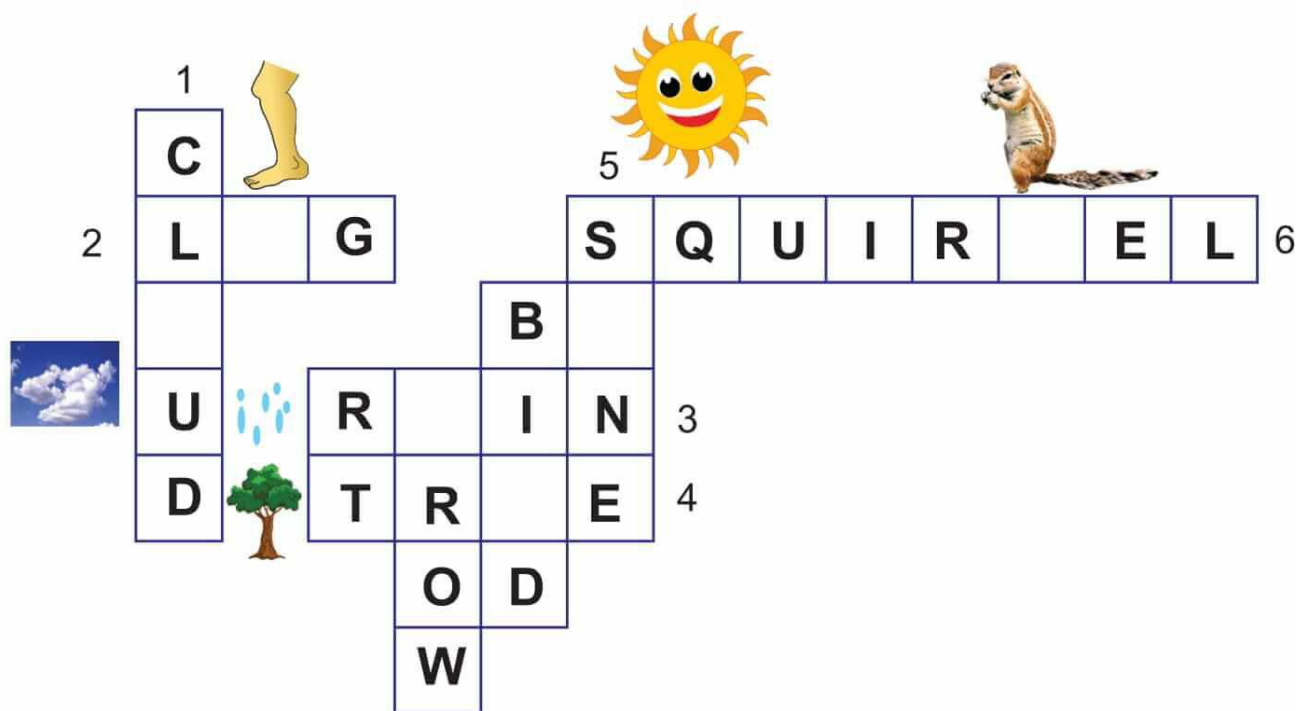
The teacher would ask the students to play the roles of different kinds of fruits which they like the most and say one or two sentences in rhyme with action related to their fruits. They may bring placards or pictures of that fruit or a fancy dress competition can be held.



## Poem: If I were an Apple

### CROSSWORD PUZZLE

Look at the picture and fill in the letters to complete the crossword puzzle.





## Poem: Our Tree

Q. Answer the following questions in writing using the words **yes - can**.  
Then drill in pair for conversation purpose:

1. Can you draw a picture?

....., I ..... draw.

2. Can you write English?

....., I ..... write.

3. Can you dance?

....., I ..... dance.

4. Can you sing a song?

....., I ..... sing.

5. Can you cut pictures?

....., I ..... cut.






## Fun with Colours



Colour the picture of the tree with thumb and leaf printing with water colour.

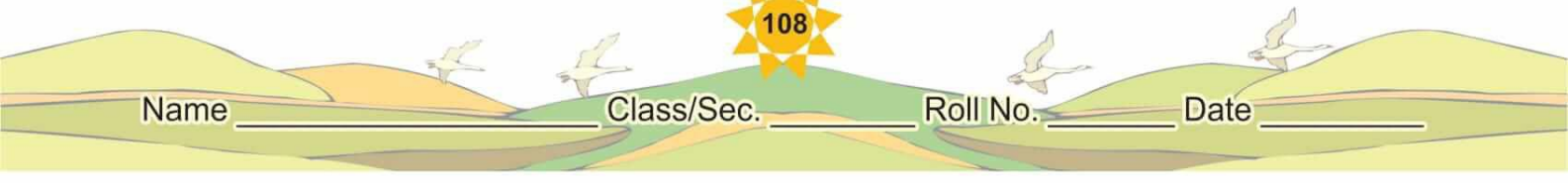



Complete the following sentence orally in one or two words. (Teacher will read the sentence aloud)

Tree gives us.....



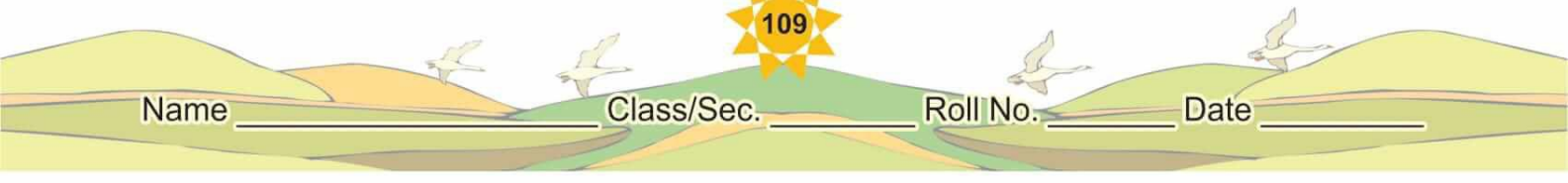
Name \_\_\_\_\_ Class/Sec. \_\_\_\_\_ Roll No. \_\_\_\_\_ Date \_\_\_\_\_






Join the dotted lines.

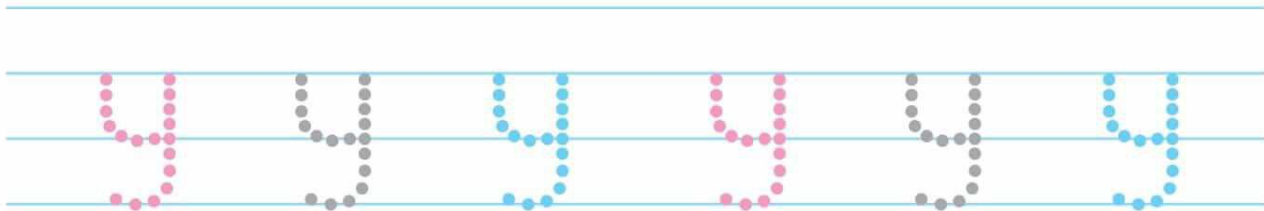
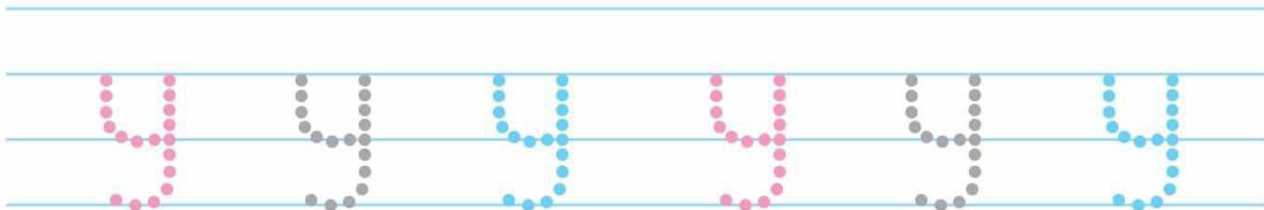
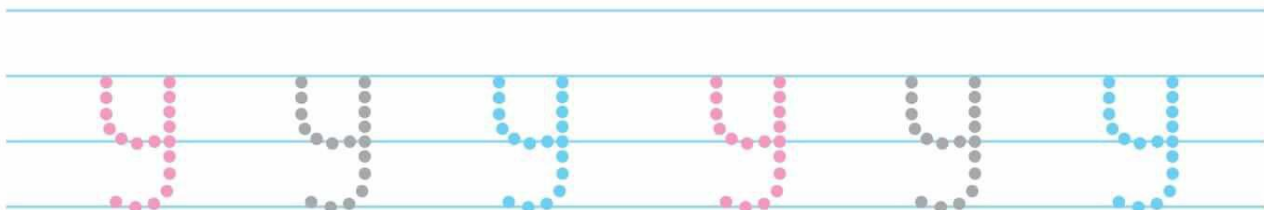
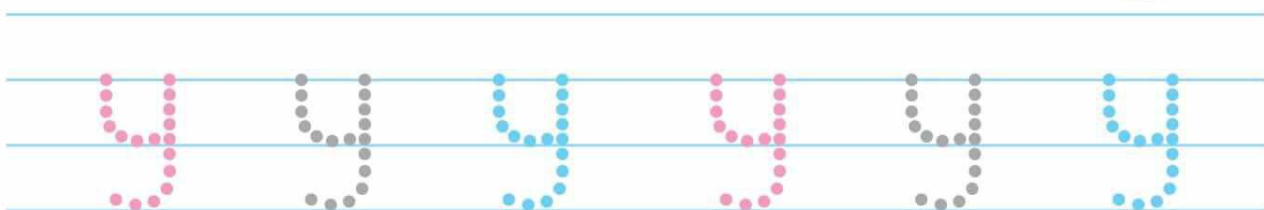
Handwriting practice lines for the letter X. Each row contains six dotted 'X' shapes for tracing, alternating in color (pink, grey, blue, pink, grey, blue). There are five such rows.



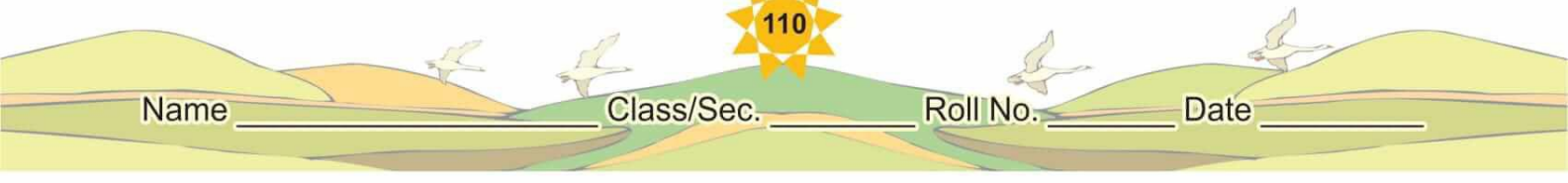


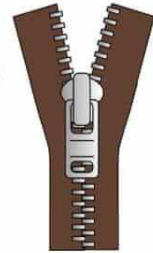


Join the dotted lines.



Name \_\_\_\_\_ Class/Sec. \_\_\_\_\_ Roll No. \_\_\_\_\_ Date \_\_\_\_\_





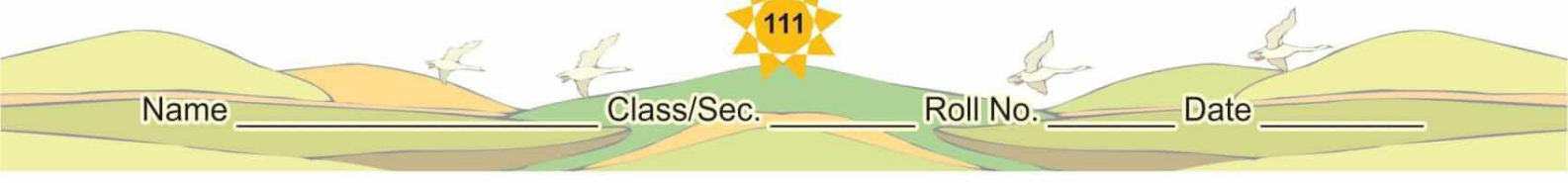
Join the dotted lines.



Handwriting practice lines for the letter Z. Each row contains six dotted Z's for tracing, alternating in color (pink, grey, blue). There are four rows of these practice lines.



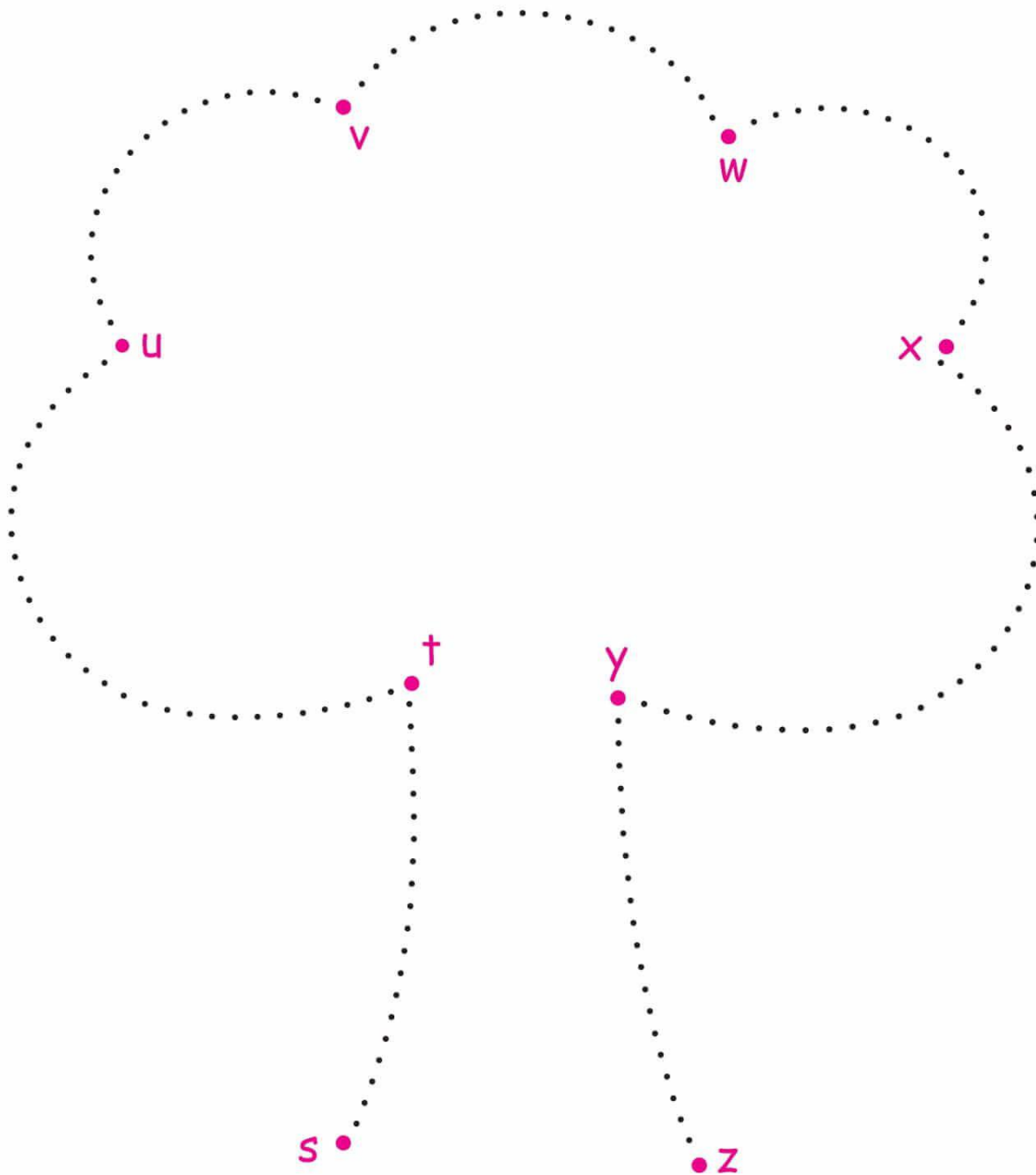
Name \_\_\_\_\_ Class/Sec. \_\_\_\_\_ Roll No. \_\_\_\_\_ Date \_\_\_\_\_



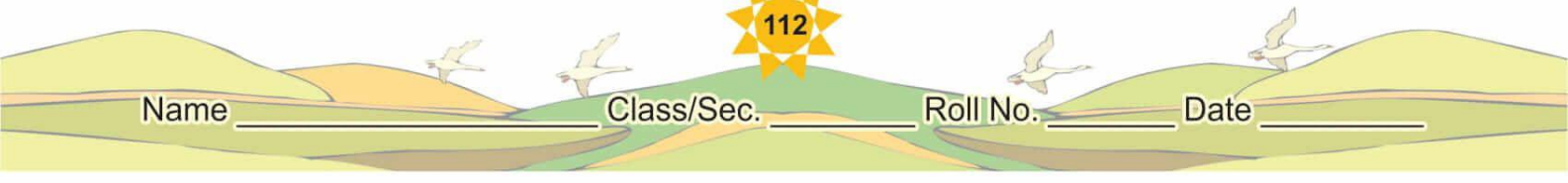


## Poem: Our Tree

Join the dots from S to Z to make the tree. Then colour the picture.



Name \_\_\_\_\_ Class/Sec. \_\_\_\_\_ Roll No. \_\_\_\_\_ Date \_\_\_\_\_







## Lesson: Murali's Mango Tree

Fill in the blanks with the words given in the box.

One day Murali ate a \_\_\_\_\_. He threw the  
\_\_\_\_\_ behind his house. Many months later, he saw a  
\_\_\_\_\_. He watered the plant \_\_\_\_\_ day. The  
plant grew into a big mango \_\_\_\_\_.

mango

tree

seed

plant

every



## Lesson: Murali's Mango Tree

Read out the following sentences and rewrite these sentences joining the dots.

I like to eat mango.

I like to eat mango.

I have a mango tree.

I have a mango tree.

I water the plants everyday.

I water plants everyday.

Children like mangoes.

Children like mangoes.





## Lesson: Murali's Mango Tree

Choose the words from the trunk and fill in the blanks in the sentences given inside the tree.

1. We should .....the plants.

2. Trees are our .....

3. We should grow more.....

friends

water

plants

