

# Unit - 7

## Long - Short


Raj and Salma were two friends,

Raj liked long things to keep in his hands.

But Salma picked short things to play.

My sister told me this secret one day.

Tick (✓) on the objects that Salma would pick –

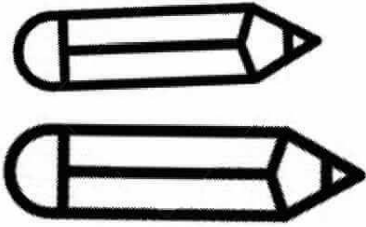


Name \_\_\_\_\_ Class \_\_\_\_\_  
Section / Roll No. \_\_\_\_\_ Date \_\_\_\_\_

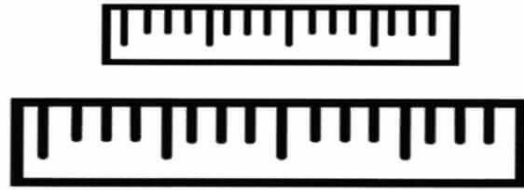
# Longer - Shorter

1. Colour the longer object.


(a)



(c)



(b)



(d)


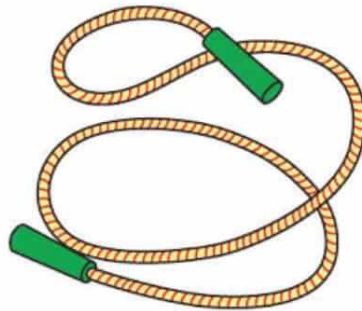


2. Colour the shorter object.

(a)




(b)

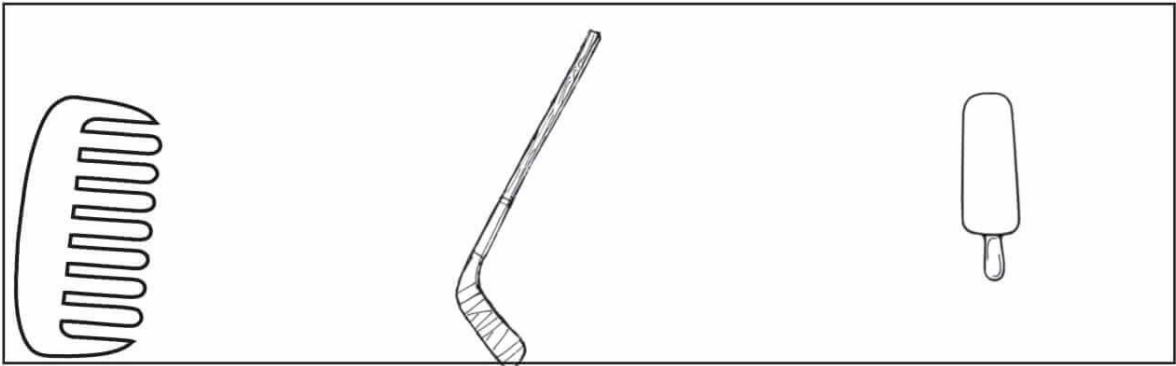


3. Fill the red colour in longest thing and yellow in smallest things.


(a)



(b)




(c)



Name \_\_\_\_\_ Class \_\_\_\_\_  
Section / Roll No. \_\_\_\_\_ Date \_\_\_\_\_

# Taller - Shorter

1. (✓) the taller pole.




2. (✓) the shorter brush.




3. (✓) the tallest almirah.



4. (✓) the shortest bat.





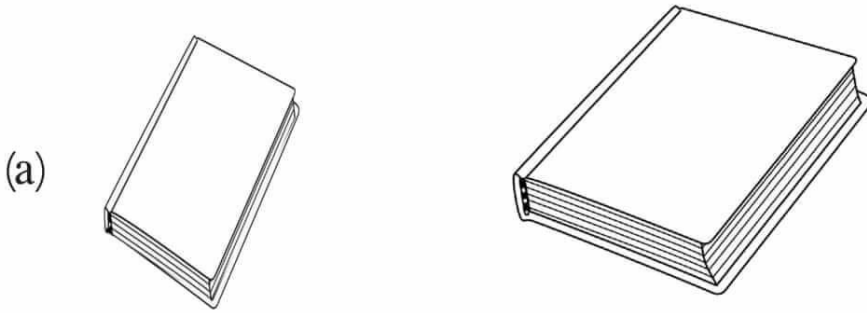
5. Colour the tallest tree with green and smallest tree with yellow.



Name \_\_\_\_\_ Class \_\_\_\_\_  
Section / Roll No. \_\_\_\_\_ Date \_\_\_\_\_

## Thicker - Thinner


❖ Colour the thicker with blue and thinner with orange colour.




# Thickest - Thinnest

❖ Colour the thickest object.

(a)



Bucket



Drum



Bottle



Cup

(b)




Thread



Straw



Earthworm



Python



Name \_\_\_\_\_ Class \_\_\_\_\_  
Section / Roll No. \_\_\_\_\_ Date \_\_\_\_\_

# Lighter - Heavier

1. Tick (✓) the lighter object.



2. Tick (✓) the heavier object.

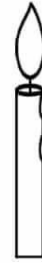
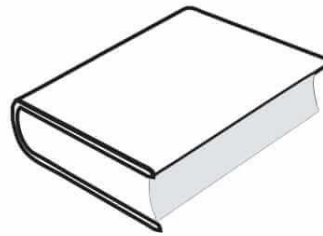



3. Tick (✓) the heaviest object.









✦ Colour the lightest.



✦ Number the objects from lightest to heaviest in the circle



Name \_\_\_\_\_ Class \_\_\_\_\_  
Section / Roll No. \_\_\_\_\_ Date \_\_\_\_\_