



# Units - 8

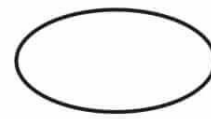


## Data handling





✦ Count the shapes in the above picture and write in boxes given.



✦ Tick (✓) the shape which occurs the most.



✦ Tick (✓) the shape which occur the least.




Name \_\_\_\_\_ Class \_\_\_\_\_

Section / Roll No. \_\_\_\_\_ Date \_\_\_\_\_


## Data handling

❖ Count the objects given below and complete the table.



Object	Number of objects
Flower	
Orange	
Banana	
Pencil	
Toy	
Rabbit	
Football	





**Count and Write.**

❖ Number of boys wearing black shirt

❖ Number of boys wearing blue shirt

❖ Number of boys wearing green shirt

❖ Number of boys wearing yellow shirt

**Tick (✓) the correct alternative**

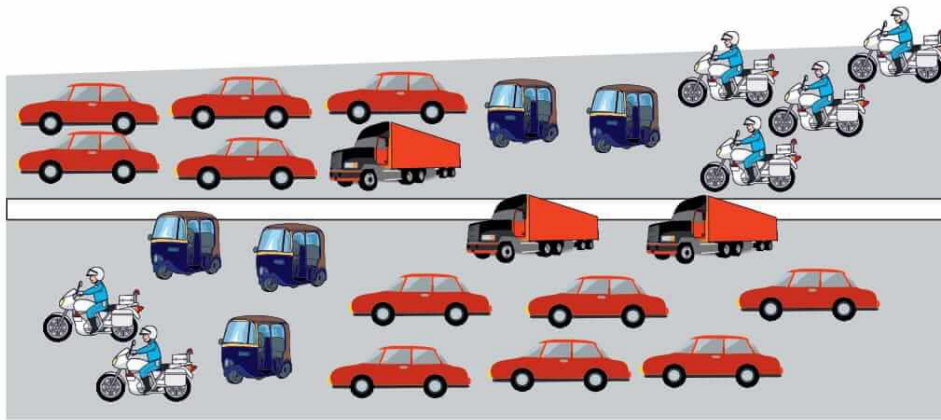
❖ The most preferred colour





❖ The least preferred colour



Name \_\_\_\_\_ Class \_\_\_\_\_  
 Section / Roll No. \_\_\_\_\_ Date \_\_\_\_\_

❖ Count how many of each kind.



### Assessment

❖ Will be done in groups of 10.

Find out how many students in your group have their names.

Beginning with 'A'  Beginning with 'R'

Beginning with 'S'  Begin with other letters

❖ Out of the letters A, R, S, which is the most common

❖ Which is least common

**Letters can be replaced as per the names**

