


## Happy Diwali


*Let's learn how to make magical painting with wax crayons and black poster colour.*

### Teacher's Tips

Demonstrate the proper method of Magical painting.



1. Draw the picture with wax crayons as shown.



2. Apply black poster colour on your picture.



More than 800 million people celebrate Diwali festival in various ways.

## Happy Diwali

*Try yourself the Diwali picture as shown.*



## Tea Time

Colour the pictures using  
crayons as Indicated.



The largest teapot in the world is  
located in Chester, West Virginia(USA). It  
stands 14 feet tall and 14 feet wide.

## Little Train

*Colour the pictures with crayons of your choice.*



Japan's Shinkansen (bullet train) is a high speed passenger train.



## Bird in a Nest

*Colour the pictures as shown.*

**Drawing Part C**

[www.tiwariacademy.com](http://www.tiwariacademy.com)




[www.tiwariacademy.com](http://www.tiwariacademy.com)

A Step towards free Education

## Good Morning

*Colour the pictures using crayons as Indicated.*



People who wake up early are noted as being more positive and happier than those who rise late.



## Merry Christmas

Colour the pictures using crayons of your choice.

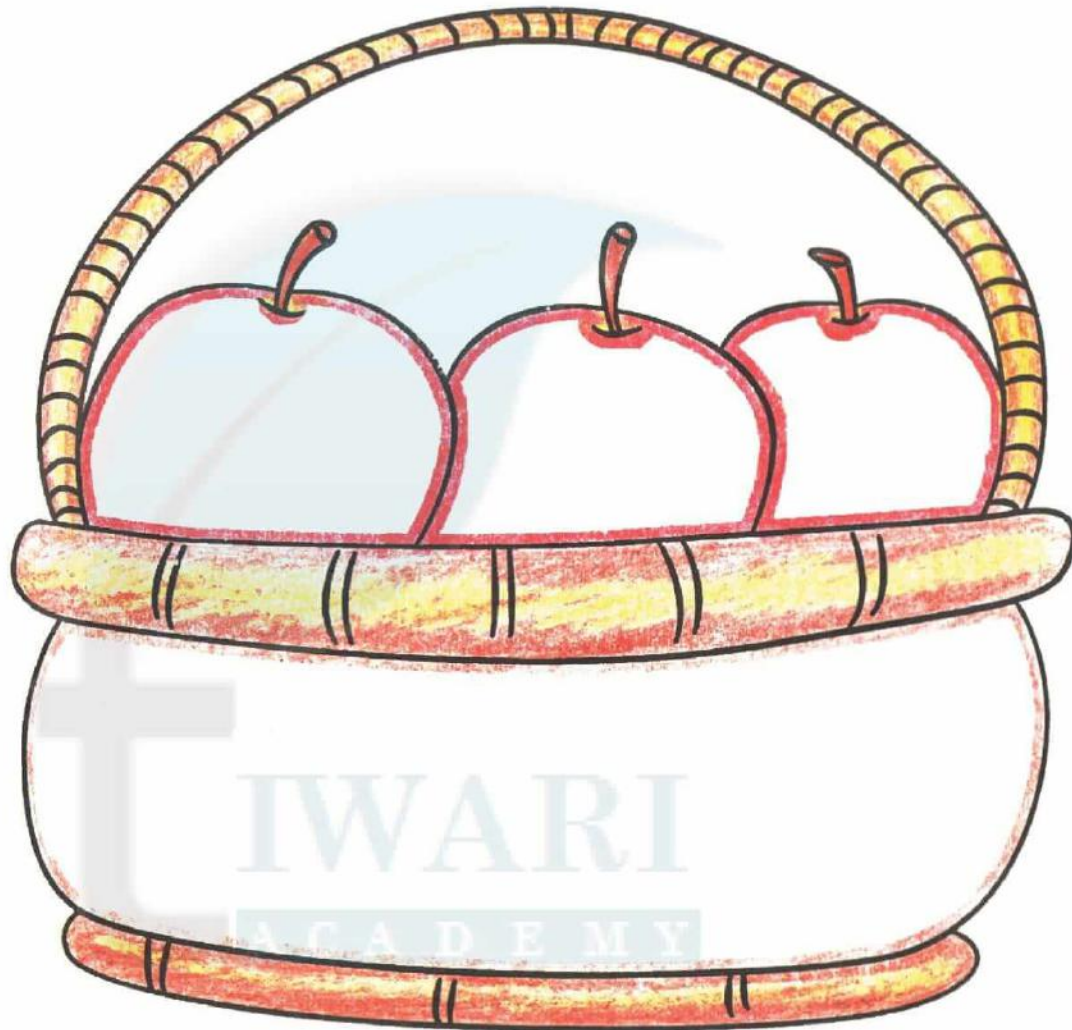


## Apple Basket

*Colour the pictures using crayons as Indicated.*

### Teacher's Tips

Tell the students about the nutritious value of apple.



Apples float in water because they are 25% air.



## Hot Air Balloons


Colour the pictures using crayons of your choice.



The first human carrying flight technology was the hot air balloon.

## Happy Holi

Colour the pictures using crayons of your choice.

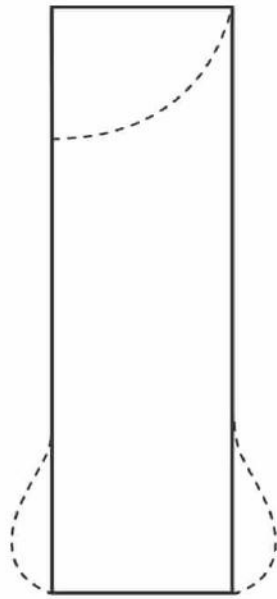


Holi has won hearts not only in Asia,  
but even in the farthest corners of  
Europe and the United States.

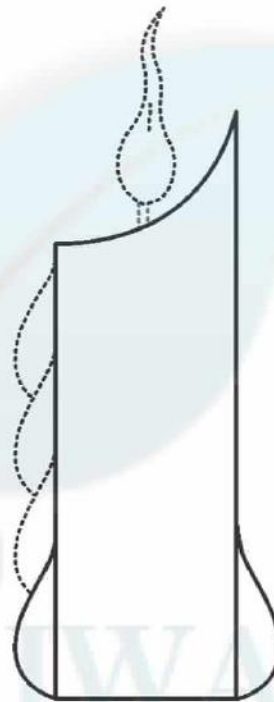


## Candle

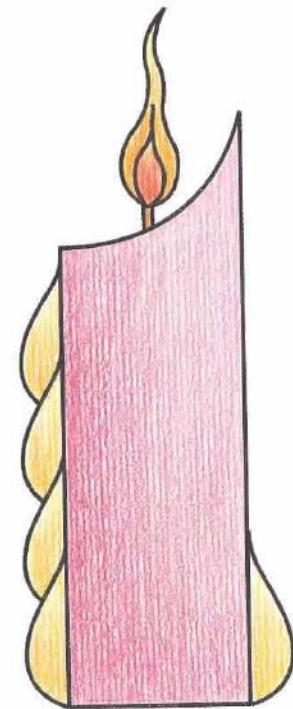
Try to make a Candle with the help of rectangle and colour it with the colours as given.



STEP-1



STEP-2




CANDLE




## Ice-cream


Try to make an Ice-cream with the help of geometrical shapes and colour it with the colours as given.



STEP-1



STEP-2



ICE  
CREAM